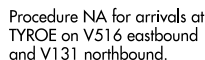




ILS or LOC RWY 35
INDEPENDENCE MUNI (IDP)

MISSED APPROACH: Climb to 1500 then climbing left turn to 3000 on heading 135° to intercept I-10 LOC S course to VOVRY INT and hold.

EUREKA LOW MOA

CATEGORY	A	B	C	D
S-ILS 35	1021-1/2		200 (200-1/2)	
S-LOC 35	1380-1/2	559 (600-1/2)	1380-1 1/8	559 (600-1 1/8)
 CIRCLING	1380-1	555 (600-1)	1380-1 5/8 555 (600-1 5/8)	1680-2 3/4 855 (900-2 3/4)
ZOVID FIX MINIMUMS				
S-LOC 35	1120-1/2		299 (300-1/2)	
 CIRCLING	1280-1	455 (500-1)	1340-1 1/2 515 (600-1 1/2)	1680-2 3/4 855 (900-2 3/4)