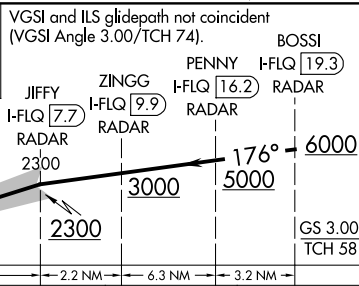
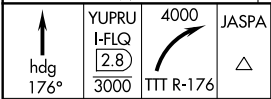
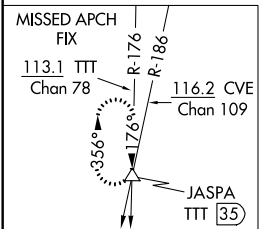
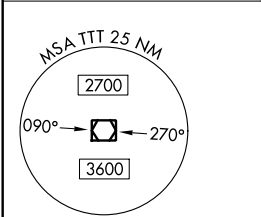
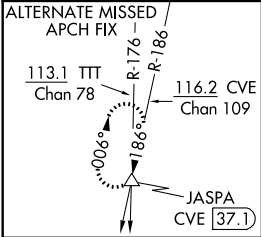


LOC/DME I-FLQ	APP CRS	Rwy Idg	13400
110.3	176°	TDZE	562
Chan 40		Apt Elev	607

ILS RWY 17C (CAT II & III)
DALLAS-FORT WORTH INTL (DFW)

DME and RADAR required.		ALSF-2	MISSED APPROACH: Climb on heading 176° to cross YUPRU/2.8 DME/RADAR at or below 3000, then climbing right turn to 4000 on TTT VOR/DME R-176 to JASPA/TTT 35 DME and hold.		
Simultaneous approach authorized with Rwy 17L, 18L/R.					
D-ATIS ARR 123.775 DEP 135.925	REGIONAL APP CON 127.075	DFW TOWER 126.55 127.5 EAST 124.15 134.9 WEST		GND CON 121.65 121.8 EAST 121.85 WEST	CLNC DEL 128.25
				CPDLC	



CATEGORY	A	B	C	D
S-ILS 17C	CAT II RA 102/12 100 DA 662			
S-ILS 17C	CAT III RVR 06			

CATEGORY II & III ILS - SPECIAL AIRCREW & AIRCRAFT CERTIFICATION REQUIRED

