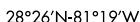
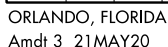
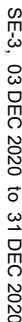


ILS or LOC RWY 17L
ORLANDO INTL (MCO)

MISSED APPROACH: Climb to 500 then climbing left turn to 3000 on heading 100° and ORL VORTAC R-140 to PRESK INT/ORL 16.2 DME and hold, continue climb-in-hold to 3000.




CPDLC

ORLANDO INTL (MCO)
ILS or LOC RWY 17L