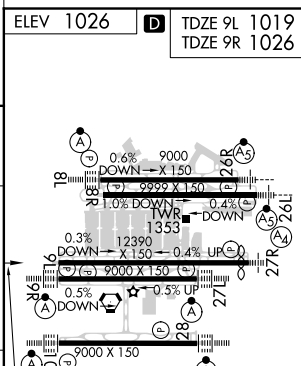
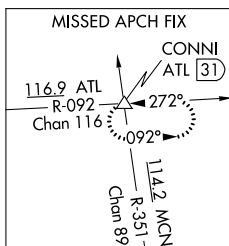
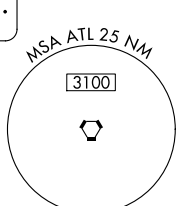


ILS or LOC RWY 9L
HARTSFIELD-JACKSON ATLANTA INTL (ATL)

MISSED APPROACH: Climb to 1500 then climbing left turn to 4000 on ATL VORTAC R-092 to CONNI INT/ATL 31 DME and hold.

ALSF-2

CLNC DEL 118.1	CPDLC
-----------------------------	-------



095° 5.1 NM from FAF		HIRL all Rwy's TDZ/CL Rwy's 8L, 9R, 10, 26R, 27L and 28				
FAF to MAP 5.1 NM						
Knots	60	90	120	150	180	
Min:Sec	5:06	3:24	2:33	2:02	1:42	

SE-4, 31 DEC 2020 to 28 JAN 2021

SE-4, 31 DEC 2020 to 28 JAN 2021